

**AMRUTVAHINI INSTITUTE OF MANAGEMENT AND BUSINESS
ADMINISTRATION, SANGAMNER**

Criteria 2- Teaching- Learning and Evaluation

Key Indicator- 2.1. Student Enrolment and Profile

2.1.1 Enrolment percentage

2.1.1.1. Number of students admitted year wise during last five years

Year	2018-19	2019-20	2020-21	2021-22	2022-23
Number	118	121	131	138	134

2.1.1.2. Number of sanctioned seats year wise during last five years

Year	2018-19	2019-20	2020-21	2021-22	2022-23
Number	120	120	120	120	120



Dr.B.M.Londhe

Director

**AMRUTVAHINI INSTITUTE OF MANAGEMENT AND BUSINESS
ADMINISTRATION, SANGAMNER**


Criteria 2- Teaching- Learning and Evaluation

Key Indicator- 2.1. Student Enrolment and Profile

Academic Year 2018-19-2022-23

Programme Name	Programme	Number of Seats Sanctioned	Number of Students Admitted
2018-19	MBA	120	118
Programme Name	Programme	Number of Seats Sanctioned	Number of Students Admitted
2019-20	MBA	120	121
Programme Name	Programme	Number of Seats Sanctioned	Number of Students Admitted
2020-21	MBA	120	131
Programme Name	Programme	Number of Seats Sanctioned	Number of Students Admitted
2021-22	MBA	120	138
Programme Name	Programme	Number of Seats Sanctioned	Number of Students Admitted
2022-23	MBA	120	134




Dr. B.M. Londhe

Director

**AMRUTVAHINI INSTITUTE OF MANAGEMENT AND BUSINESS
ADMINISTRATION, SANGAMNER**

Criteria 2- Teaching- Learning and Evaluation


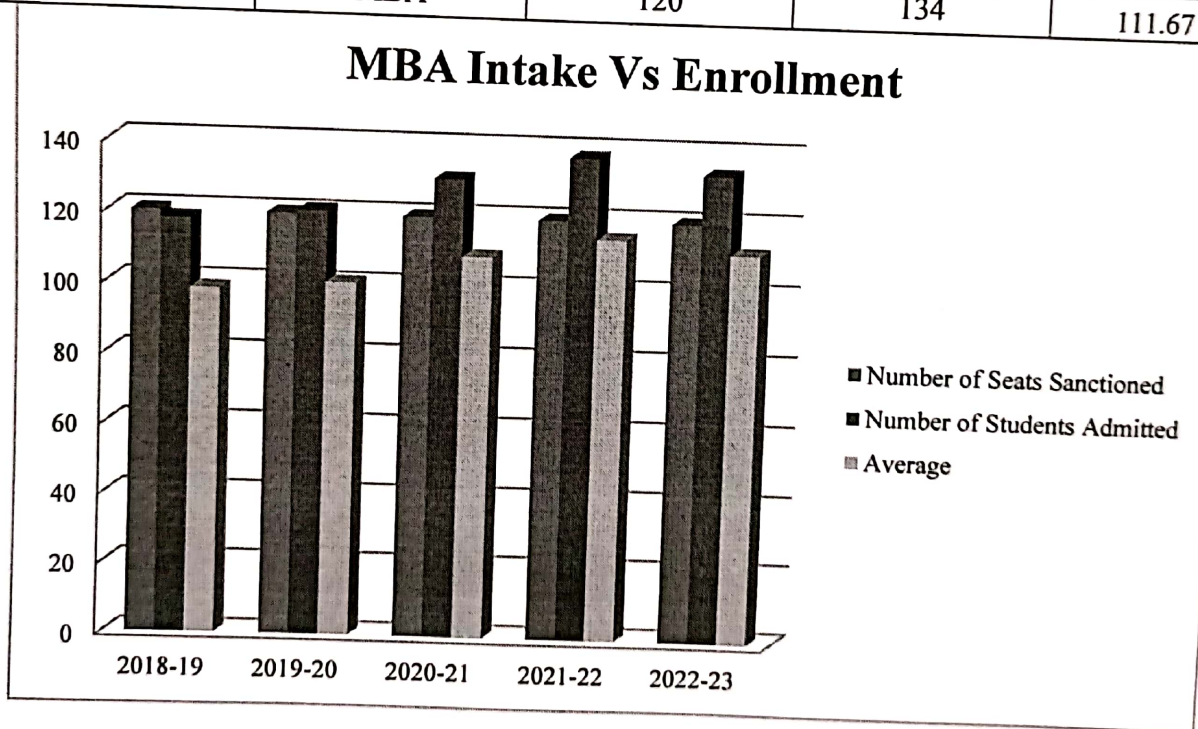
Key Indicator- 2.1. Student Enrolment and Profile


Academic Year 2018-19-2022-23

MBA Intake Vs Enrollment

Programme Name	Programme	Number of Seats Sanctioned	Number of Students Admitted	Average
2018-19	MBA	120	118	98.33
2019-20	MBA	120	121	100.83
2020-21	MBA	120	131	109.17
2021-22	MBA	120	138	115.00
2022-23	MBA	120	134	111.67

MBA Intake Vs Enrollment




Dr. B.M. Londhe
Director